

Sapa Mentari

Sajian Pagi Menu Trading dari BRI Danareksa Sekuritas

Senin, 08 Agustus 2022



Disclaimer

The information contained in this report has been taken from sources which we deem reliable. However, none of BRI Danareksa Sekuritas and/or its affiliated companies and/or their respective employees and/or agents makes any representation or warranty (express or implied) or accepts any responsibility or liability as to, or in relation to, the accuracy or completeness of the information and opinions contained in this report or as to any information contained in this report or any other such information or opinions remaining unchanged after the issue thereof.

We expressly disclaim any responsibility or liability (express or implied) of BRI Danareksa Sekuritas, its affiliated companies and their respective employees and agents whatsoever and howsoever arising (including, without limitation for any claims, proceedings, action, suits, losses, expenses, damages or costs) which may be brought against or suffered by any person as a result of acting in reliance upon the whole or any part of the contents of this report and neither BRI Danareksa Sekuritas, its affiliated companies or their respective employees or agents accepts liability for any errors, omissions or misstatements, negligent or otherwise, in the report and any liability in respect of the report or any inaccuracy therein or omission there from which might otherwise arise is hereby expressly disclaimed.

The information contained in this report is not to be taken as any recommendation made by BRI Danareksa Sekuritas or any other person to enter into any agreement with regard to any investment mentioned in this document. This report is prepared for general circulation. It does not have regard to the specific person who may receive this report. In considering any investments you should make your own independent assessment and seek your own professional financial and legal advice.



BUKA REKENING SEKARANG!

eform.brights.co.id

SPECIAL PROMO

FEE TRANSAKSI SAHAM

0.1%

BERLAKU UNTUK PEMBUKAAN REKENING BARU JULI-AGUSTUS 2022

KLIC DISINI

BAGI KAMU PENGGUNA



*syarat & ketentuan berlaku

KEY INDEX PERFORMANCE

Domestic & Sectoral

	Price	1D	1W	1M	YTD
IDX	7,084.65	0.39%	1.92%	5.11%	7.65%
JKIDX30	536.59	0.44%	3.15%	4.90%	7.94%
LQ45	1,007.80	0.40%	2.98%	5.01%	8.20%
JKNONCYC	703.81	0.06%	0.17%	-0.87%	5.97%
JKINFRA	1,038.20	1.01%	5.01%	8.14%	8.23%
JKHEALTH	1,422.82	-0.53%	-2.11%	-5.77%	0.19%
JKCYCLIC	898.55	0.56%	-0.53%	3.34%	-0.21%
JKINDUST	1,305.32	-1.21%	-0.24%	11.83%	25.91%
JKTECHNO	8,074.65	-0.63%	4.67%	3.74%	-10.23%
JKTRANS	2,064.05	2.42%	5.09%	8.98%	29.05%
JKENERGY	1,767.91	0.09%	-4.83%	7.23%	55.15%
JKBASIC	1,315.05	0.78%	2.45%	9.41%	6.54%
JKFINANCE	1,524.23	0.44%	1.63%	7.86%	-0.17%
JKII	613.49	0.31%	2.59%	8.40%	9.16%
JKISSI	208.57	0.29%	1.33%	5.84%	10.34%

Global

Dow Jones	32,803.47	0.23%	-0.13%	4.67%	-9.73%
S&P 500	4,145.19	-0.16%	0.36%	6.30%	-13.03%
NASDAQ	12,657.55	-0.50%	2.15%	8.79%	-19.10%

EIDO, VIX & DX

EIDO	23.46	-0.04%	1.51%	7.52%	2.13%
VIX	21.15	-1.35%	-0.84%	-14.16%	22.82%
DX	106.430	0.82%	0.62%	-0.37%	11.34%

Europe

FTSE	7,439.74	-0.11%	0.22%	3.38%	0.75%
GDAXI	13,573.93	-0.65%	0.67%	4.29%	-14.55%
CAC40	6,472.35	-0.63%	0.37%	7.28%	-9.52%

Asean & Regional

Thailand (SET)	1,601.09	0.15%	1.57%	2.77%	-3.41%
Malaysia (KLCI)	1,501.55	-0.41%	0.62%	5.31%	-4.21%
China (SSEC)	3,227.03	1.19%	-0.81%	-3.85%	-11.34%
Hong Kong (HSI)	20,201.94	0.14%	0.23%	-7.01%	-13.66%
Singapore (STI)	2,589.65	2.00%	0.09%	-0.30%	-19.63%
Japan (N225)	28,175.87	0.87%	1.35%	6.26%	-2.14%
Korea (KS11)	2,490.80	0.72%	1.60%	5.96%	-16.35%

CURRENCY AND BOND YIELD

	Rate	1D	1W	1M	YTD
USD/IDR	14,892.5	-0.25%	0.42%	-0.55%	4.51%
USD/JPY	134.99	1.61%	1.35%	-0.80%	17.30%
EUR/USD	1.0182	-0.60%	-0.35%	-0.01%	-10.43%
GBP/USD	1.2072	-0.70%	-0.77%	0.37%	-10.77%
ID10YR	7.257	1.60%	0.83%	0.00%	13.96%
US10YR	2.827	-0.46%	5.86%	-8.22%	87.00%

COMMODITY

	Price	1D	1W	1M	YTD
Nickel	22,470.00	1.17%	-4.86%	4.12%	8.25%
Coal	346.75	-5.00%	-11.50%	-12.75%	112.85%
Gold	1,792.40	-0.80%	0.77%	2.88%	-1.98%
Silver	19.860	-1.30%	-1.70%	3.24%	-14.95%
Copper	3.5518	2.02%	-0.23%	0.56%	-20.05%
Tin	24,455.00	-0.37%	-2.36%	-3.58%	-37.07%
Palm Oil	3.878	1.49%	-7.69%	-2.83%	-22.08%
Oil (Brent)	94.92	0.85%	-13.95%	-11.55%	21.70%
Oil (WTI)	89.01	0.53%	-9.61%	-15.52%	17.71%

Source : investing.com, Barchart



FOKUS HARI INI

*Rekomendasi kami pada halaman ini menggunakan proyeksi 1 tahun buku, kecuali ada update perkembangan selanjutnya.

► Indika Energy (INDY) : Perolehan Kinerja 1H22

INDY mencatatkan pendapatan dan laba bersih 1H22 senilai USD1.93bn (+66.5% YoY) dan USD200.65mn (+1,572% YoY). Kenaikan ini ditopang oleh penjualan ekspor dan dalam negeri mencapai USD1.5bn dan USD258.08mn, serta pendapatan kontrak & jasa senilai USD154.19mn. Disisi lain, terdapat peningkatan beban pokok kontrak & penjualan dan beban umum & administrasi tercatat mencapai USD1.27bn (+40.3% YoY) dan USD92.63mn (+63% YoY).

Source : Kontan

► Mayora Indah (MYOR) : Key Takeaways - 2Q22 Earnings Call

MYOR menargetkan pendapatan pada FY22 mencapai IDR30tn (+9% hingga +10% YoY) dengan perkiraan *gross profit margin* pada 4Q22 sebesar 24% yang ditopang oleh *price adjustment* sebesar 5% hingga 8%, peluncuran produk baru, dan efisiensi biaya. Adapun pada 6M22 *average selling prices* (ASP) MYOR tercatat telah meningkat sebesar +12%. Selain itu, pada 1H22 MYOR dapat mempertahankan pangsa pasarnya kecuali segmen *biscuit and wafer*. Lebih lanjut, manajemen MYOR optimistis bahwa pangsa pasar akan lebih kuat di kuartal selanjutnya.

Source : BRI Danareksa Sekuritas

► Summarecon Agung (SMRA) : Perolehan Kinerja 1H22

SMRA mencatatkan pendapatan dan laba bersih pada 1H22 sebesar IDR2.728tn (+10.98%) dan IDR254.6bn (vs IDR108.5bn pada 1H21). Selain itu tercatat adanya peningkatan beban pokok penjualan dan beban langsung sebesar IDR 1.276tn (+0.3% YoY). Sebagai informasi, aset SMRA pada 1H22 tercatat sebesar IDR27.236tn (+4.6% YoY) ditopang oleh liabilitas kontrak kepada pihak ketiga sebesar IDR4.006tn (+75.93% vs 12M21).

Source : Emiten News

► Indonesia Gross Domestic Product (GDP) 2Q22 Update

GDP Indonesia mencatatkan pertumbuhan pada 2Q22 sebesar +5.44% YoY atau +3.72% QoQ didorong oleh investasi yang mengalami pertumbuhan sebesar +3.07% YoY ditopang oleh *capital goods* dan peningkatan realisasi investasi sebesar +35.5% YoY. Selain itu, ekspor, impor dan konsumsi organisasi nirlaba mencatatkan pertumbuhan masing-masing sebesar +19.74% YoY, 12.34% YoY dan 5.04% YoY. Lebih lanjut, diperkirakan pertumbuhan pada 3Q22 sedikit melambat disebabkan oleh inflasi yang tinggi. Disisi lain ekspor diperkirakan akan mendorong pertumbuhan GDP secara keseluruhan.

Source : BRI Danareksa Sekuritas

► Corporate Action

1. RUPS: TAXI

2. *Cum Date Cash Devidend*: ERTX IDR2.93, IRRR IDR18.75, NTBK IDR0.06, TCPI IDR3

3. *Ex Date Cash Devidend*: CEKA, GPRA, SMSM, UCID



Trading Ideas

oleh Hadyatma Dahna Marta – Trading & Investment Specialist

Composite Daily



S2	S1	R1	R2
7,000	7,067	7,184	7,203

Last Price: 7,084

- IHSX diprediksi bergerak mixed cenderung melemah terbatas
- Indikator MACD positif melemah
- Indikator Stochastic overbought menguat
- Indikator RSI overbought menguat

JPFA – Buy On Reversal



TP1	TP2	SL1	SL2
1,535	1,555	1,490	1,470

Last Price : 1,515

Trading Range : 1,470 – 1,555

- Volume transaksi meningkat diatas rata-rata
- Indikator MACD negatif golden cross
- Indikator Stochastic netral menguat
- Indikator RSI netral menguat

MEDC – Buy On Weakness



TP1	TP2	SL1	SL2
600	610	580	570

Last Price : 590

Trading Range : 570 - 610

- Volume transaksi stabil dibawah rata-rata
- Indikator MACD positif melemah
- Indikator Stochastic netral melemah
- Indikator RSI netral melemah

CTRA – Trading Buy



TP1	TP2	SL1	SL2
930	940	905	895

Last Price : 920

Trading Range : 895 - 940

- Volume transaksi stabil dibawah rata-rata
- Indikator MACD positif melemah
- Indikator Stochastic netral konsolidasi
- Indikator RSI netral konsolidasi

PNBN – Sell



TP1	TP2	SL1	SL2
1,750	1,715	1,865	1,940

Last Price: 1,790

Trading Range : 1,715 – 1,940

- Volume transaksi meningkat diatas rata-rata
- Indikator MACD negatif melemah
- Indikator Stochastic netral melemah
- Indikator RSI netral melemah

UNTR – Sell



TP1	TP2	SL1	SL2
32,125	31,750	33,025	33,525

Last Price : 32,500

Trading Range : 31,750 – 33,525

- Volume transaksi meningkat diatas rata-rata
- Indikator MACD positif melemah
- Indikator Stochastic netral melemah
- Indikator RSI netral melemah

STOCK PICK

TREND TRADE						
Code	Action	Call Price	Last Price	Target Price	Stop Loss	Remarks
UNVR	BUY	4.900	4.720	5.250	4.450	Rectangle Bullish Day 18
MMLP	BUY	525	505	600	446	Breakout Midchannel Day 8
CTRA	BUY	925	920	1.000	865	Inverted Head and Shoulder Day 6

Catatan:

Trend Trade/Minor Trend memiliki rentang waktu hold position dalam 30 hari. *rekomendasi baru
Call Price adalah harga pada saat rekomendasi dikeluarkan

SWING TRADE						
Code	Action	Call Price	Last Price	Target Price	Stop Loss	Remarks
MNCN	BUY	940	950	1.010	890	Rebound From Lower Day 10
INDY	BUY	2.510	2.770	2.830	2.400	Double Bottom Day 10
ISAT	BUY	6.800	7.200	7.400	6.550	Bullish Flag Day 4
*EXCL	BUY	2.600	2.600	3.000	2.360	Inverted Head and Shoulder Day 1

Catatan:

Swing Trade memiliki rentang waktu hold position dalam 3-10 hari. *rekomendasi baru
Call Price adalah harga pada saat rekomendasi dikeluarkan

DAY TRADE											
NO	CODE	LAST PRICE	PREV DAY	Δ	% CHG	ACTION	TP1	TP2	SL1	SL2	
1	JPFA	1515	1500	15	1,00%	BUY	1.535	1.555	1.490	1.470	
2	MEDC	590	600	-10	-1,67%	BUY	600	610	580	570	
3	CTRA	920	925	-5	-0,54%	BUY	930	940	905	895	
4	EXCL	2600	2590	10	0,39%	BUY	2.640	2.670	2.560	2.520	
5	ELSA	298	300	-2	-0,67%	BUY	300	302	296	294	
6	ITMG	39750	39400	350	0,89%	BUY	40.550	41.325	38.725	37.700	
7	ASSA	1750	1705	45	2,64%	BUY	1.780	1.805	1.710	1.670	
8	MNCN	950	945	5	0,53%	BUY	965	975	935	920	
9	PNBN	1790	1900	-110	-5,79%	SELL	1.750	1.715	1.865	1.940	
10	UNTR	32500	33200	-700	-2,11%	SELL	32.125	31.750	33.025	33.525	
11	BEST	148	150	-2	-1,33%	SELL	145	141	152	155	
12	MLPL	172	175	-3	-1,71%	SELL	168	163	180	187	
13	BFIN	1240	1265	-25	-1,98%	SELL	1.215	1.190	1.275	1.305	
14	KAEF	1410	1420	-10	-0,70%	SELL	1.435	1.455	1.395	1.380	
15	TPIA	9250	9350	-100	-1,07%	SELL	9.200	9.150	9.325	9.375	

Keterangan Day Trade Stock Pick :

1. Data kumpulan saham diambil dari BRIDS Technical Universe
2. Data diurutkan berdasarkan value transaksi terbesar selama 20 hari bursa terakhir
3. SL1 (Stop Loss 1) = Batas bawah pertama yang direkomendasikan untuk melakukan CUT LOSS
4. SL2 (Stop Loss 2) = Batas bawah kedua yang direkomendasikan untuk melakukan CUT LOSS
5. TP1 (Target Price 1) = Batas atas pertama yang direkomendasikan untuk melakukan TAKE PROFIT
6. TP2 (Target Price 2) = Batas atas kedua yang direkomendasikan untuk melakukan TAKE PROFIT




Sales Team

Ferdi Armand Hanafi


Head - Retail Customer Distribution

 ferdi.hanafi@bridanareksasekuritas.co.id


 (021) 50914100

I Wayan Satia Jaya

Branch Manager - Coordinator


 Palembang, Depok

 satia@bridanareksasekuritas.co.id


 (021) 78849149

Rudy Ruslim

Branch Manager


 Mangga Dua


 rudyr@bridanareksasekuritas.co.id


 (021) 62301988

Upik Yuzarni

Branch Manager


 Bumi Serpong Damai (BSD)

 upik_y@bridanareksasekuritas.co.id


 (021) 29555777

Maryadi Suwondo

Branch Manager


 Bandung


 maryadi@bridanareksasekuritas.co.id


 (022) 860 210 30

Yahuda Nawa Yanukrisna

Branch Manager


 Yogyakarta, Solo, Semarang

 yahuda@bridanareksasekuritas.co.id


 (0274) 551181

Rachma Yudyawati

Branch Manager

 Surabaya, Malang


 rachma@bridanareksasekuritas.co.id


 (031) 5345888

Martha Hidayat

Branch Manager


 Medan


 marthah@bridanareksasekuritas.co.id


 (061) 4528100

Umar Bin Aziz

Branch Manager

 Makassar

 umarba@bridanareksasekuritas.co.id

 (0411) 8114011